

周為輕，所以

載得更多

飛得更高

耗能更少

跑得更快

排放更低

2014

2015 3 17





中国忠旺
China Zhongwang

● 2014



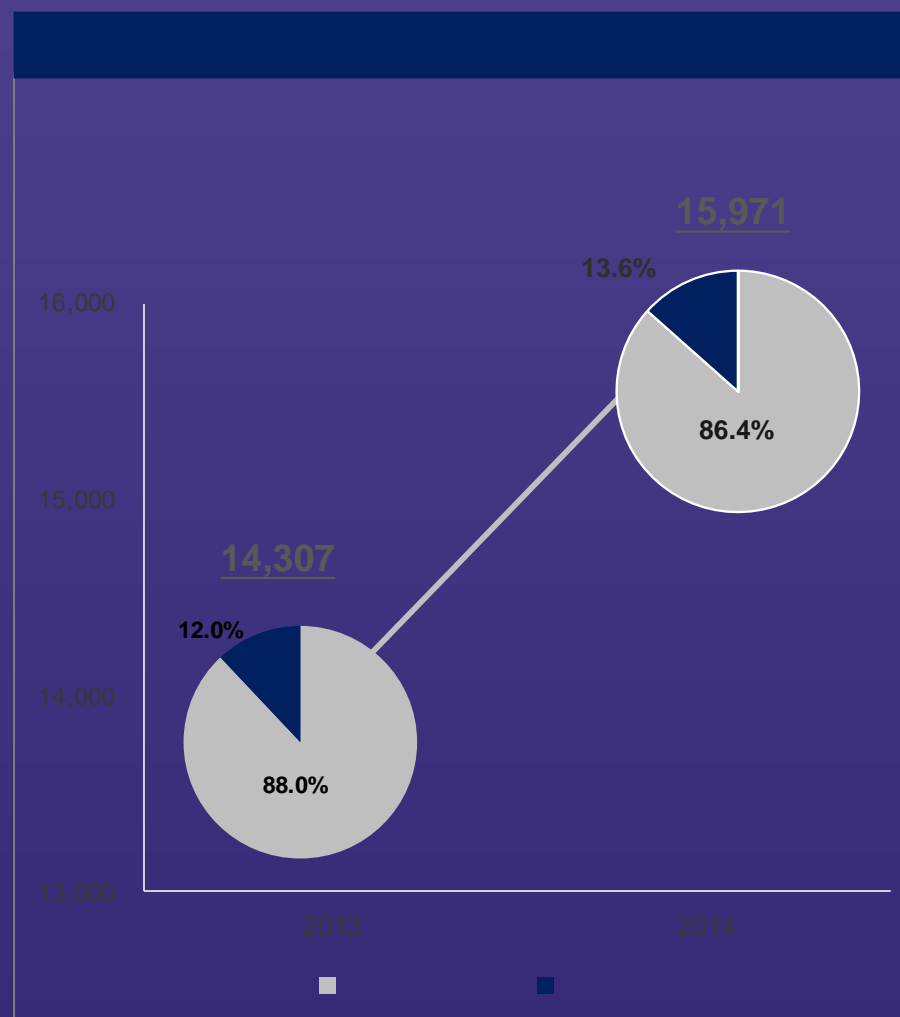
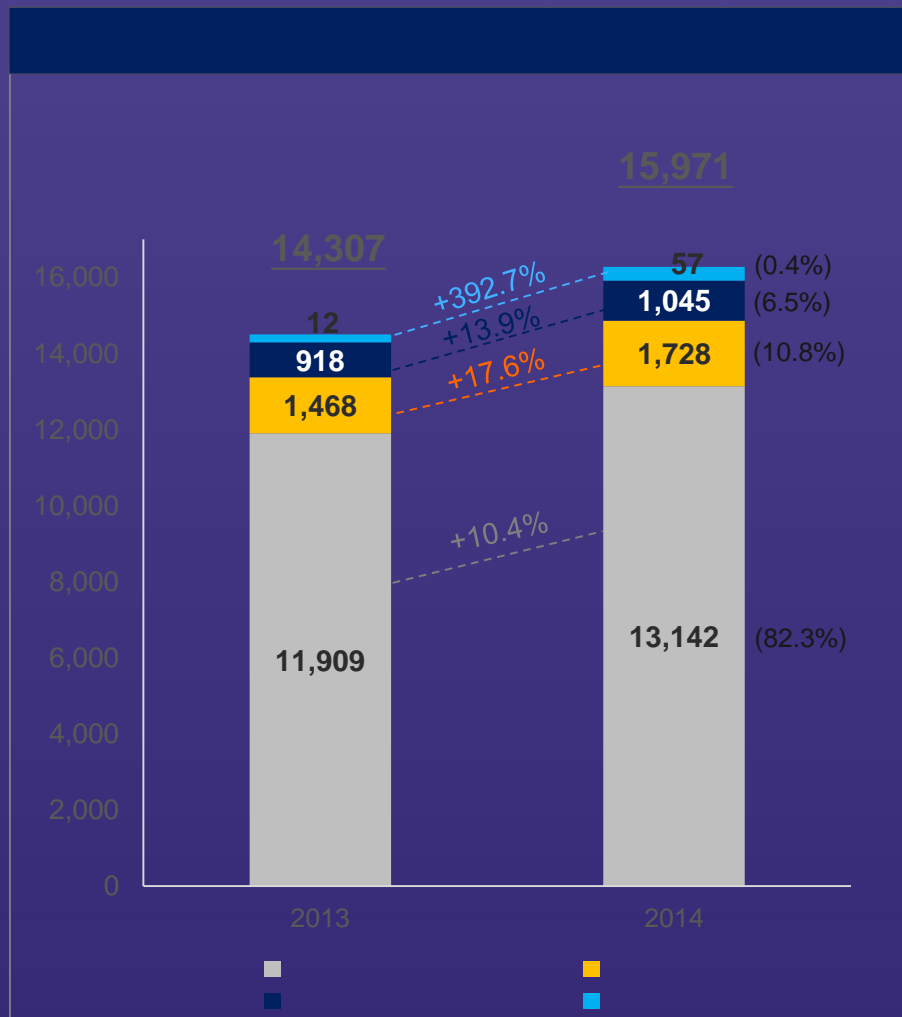



 2014

28.0%

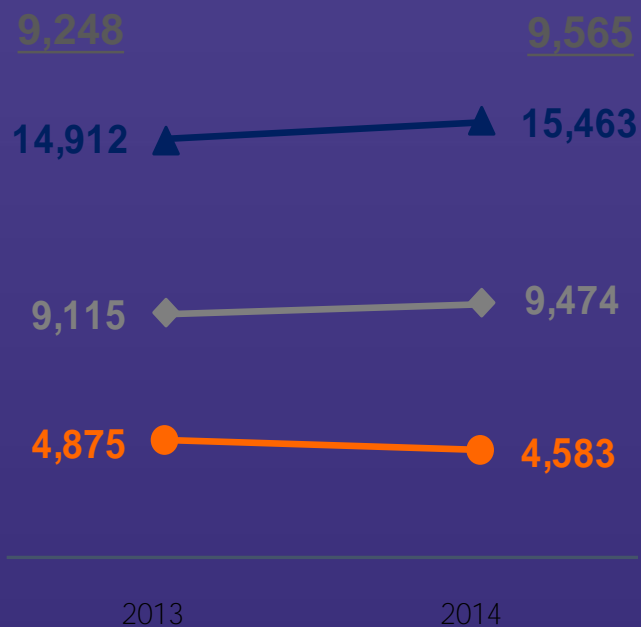
| 12 31 () | 2012 | 2013 | 2014 | 2013-2014 (%) |
|--------------|--------|--------|--------|------------------|
| | 13,497 | 14,307 | 15,971 | +11.6 |
| | 3,260 | 3,841 | 4,467 | +16.3 |
| | 2,342 | 2,555 | 2,970 | +16.2 |
| | 1,807 | 2,127 | 2,477 | +16.5 |
| () | 5,406 | 5,406 | 7,069 | +30.8 |
| () | 0.33 | 0.39 | 0.36 | -7.7 |
| () | | 0.10 | 0.13 | +30.0 |

| % | 2012 | 2013 | 2014 | 2013-2014 () |
|-----------------|------|------|------|------------------|
| | 24.2 | 26.8 | 28.0 | +1.2 |
| (EBITDA Margin) | 23.5 | 25.3 | 25.4 | +0.1 |
| | 13.4 | 14.9 | 15.5 | +0.6 |

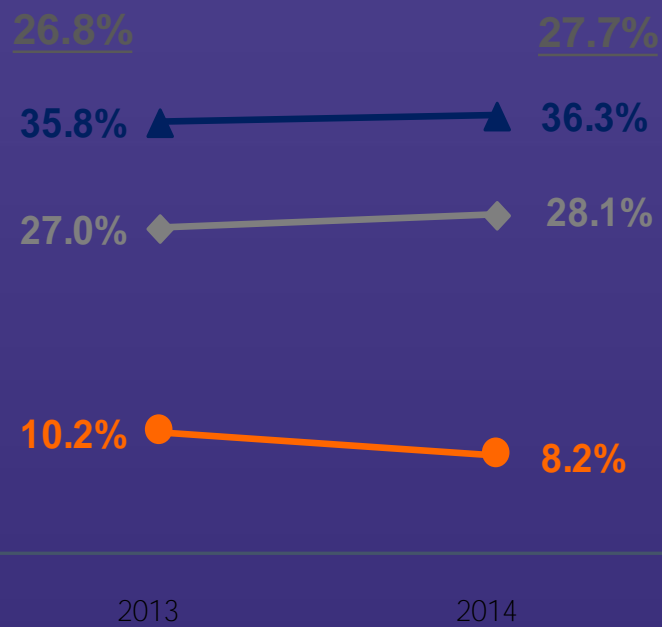




()



◆ 工業鋁擠壓產品
▲ 深加工產品
● 建築鋁擠壓產品



◆ 工業鋁擠壓產品
▲ 深加工產品
● 建築鋁擠壓產品

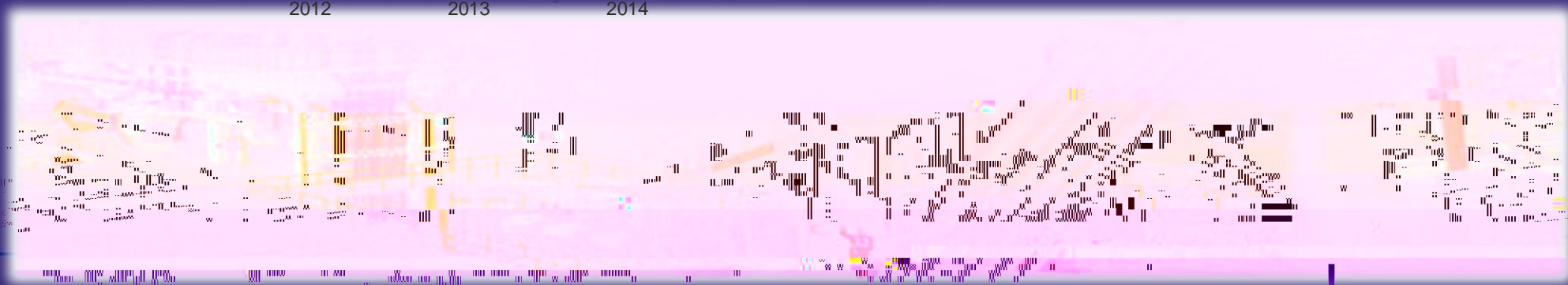
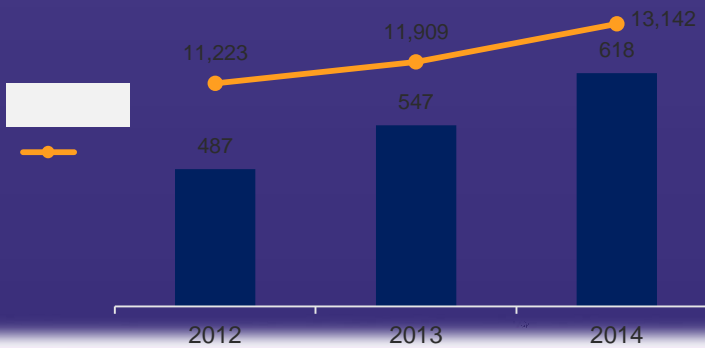


| () | 2013 12 31 | 2014 12 31 |
|------------------|------------|------------|
| | 40,353 | 53,769 |
| 4 | 10,886 | 11,231 |
| | 19,639 | 24,329 |
| () | 3.63 | 3.44 |
| (%) ⁵ | 51.3% | 54.8% |





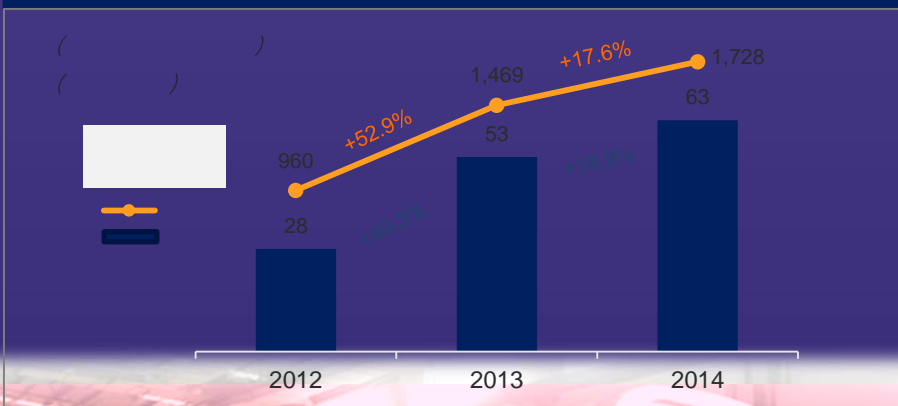


75MN 93
21 (4 125MN)
100



2014

| | |
|-----|----------|
| () | -17.3 |
| () | -6.3 |
| () | 27,266 / |
| () | 15,463 / |
| () | -36.3% |



| | | |
|------------|--------------|------------|
| [Redacted] | | |
| [Redacted] | | |
| 2015 | | |
| | 2015 | 2016 |
| | 4500mm 1+1+3 | 2650mm 1+5 |
| [Redacted] | | |




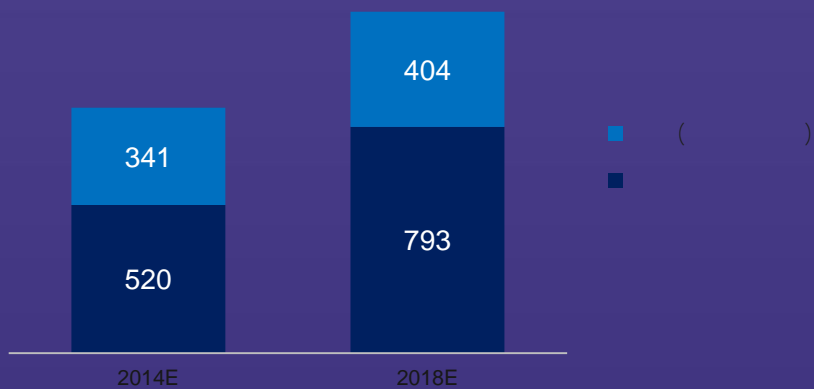
2014

200



| | | | | |
|-------------|------------|----|-----|------|
| | 2014 | | 5.1 | 3.2% |
| 研發投入 | 2014 12 31 | | 885 | |
| | 9.0% | | | |
| | 2014 | 20 | 8 | 7 |
| 研發成果 | | 6 | 2 | |

2014



繼續推進鋁壓延材項目



繼續推進鋁箔生產線項目



繼續優化產能及
擴充計劃



以技術創新
提升綜合實力





www.zhongwang.com

corpcomm@zhongwang.com