



中国忠旺控股有限公司
China Zhenyuan Holdings Limited

2014 3 27



中国忠旺
China Zhongwang

-

-




- 2013





中国宏旺



2013

2013

-

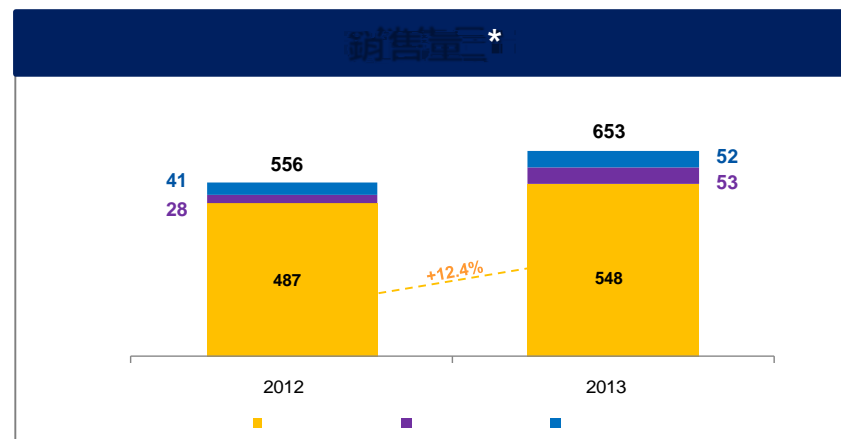
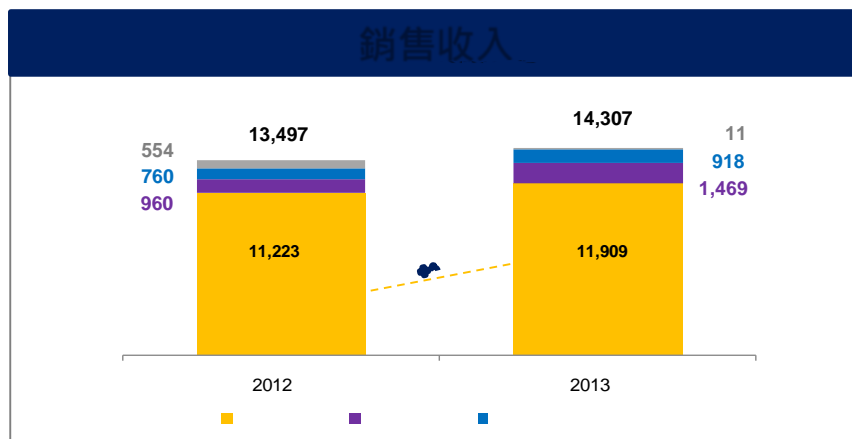
2.6

26.8%

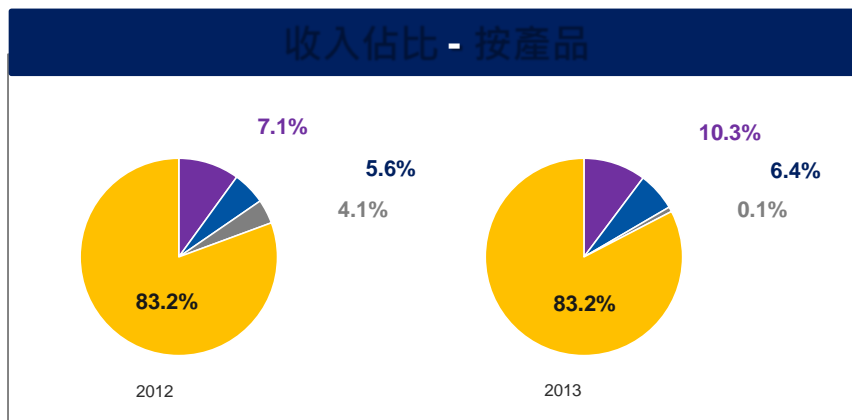
12 31 ()	2012	2013	(%)
	13,497	14,307	+6.0
	3,260	3,841	+17.8
	2,342	2,555	+9.1
*	1,807	2,127	+17.7
()	0.33	0.39	+17.7
()	N/A	0.10	N/A

12 31 ()	2012	2013	
	24.2%	26.8%	+2.6
(EBITDA Margin)	23.5%	25.3%	+1.8
	13.4%	14.9%	+1.5

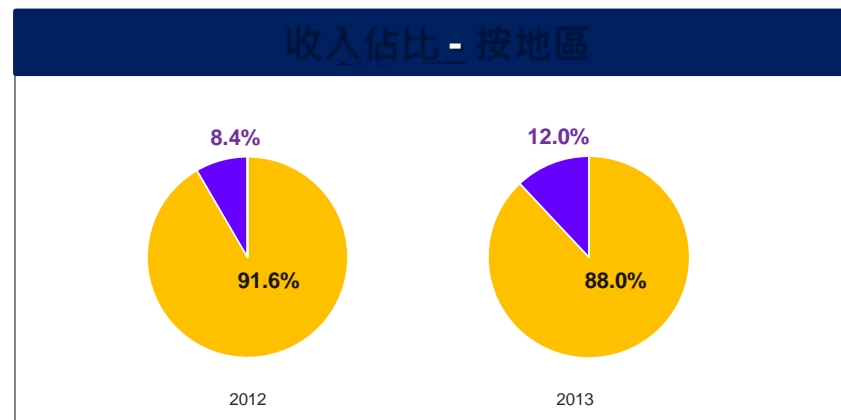
17.5%

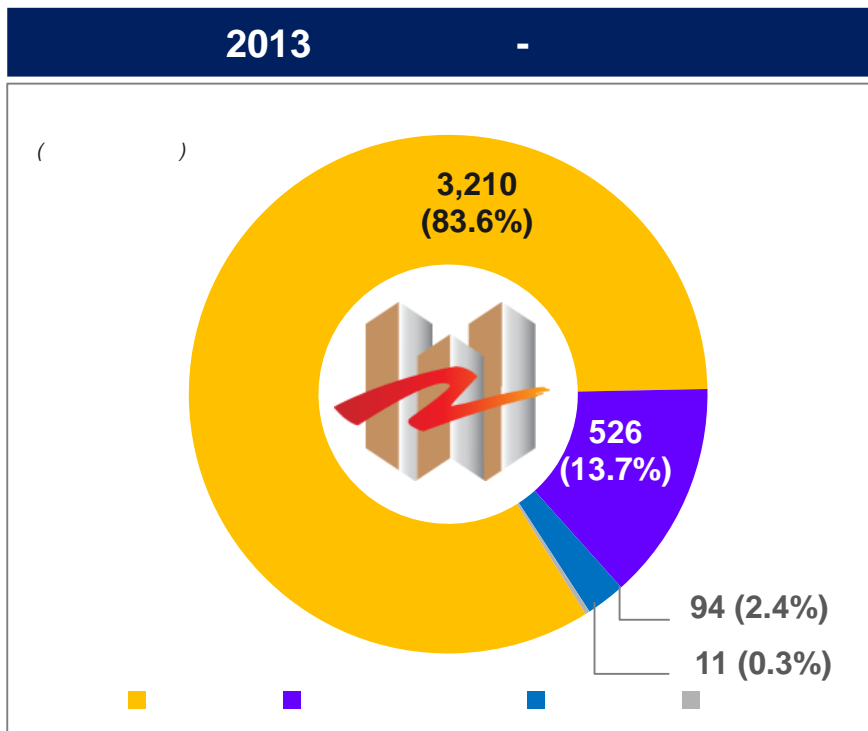


10.3%



12.0%





	2012		2013	
		()		()
	25.0%	23,038	27.0%	21,756
	44.1%	34,437	35.8%	27,553
	3.9%	18,704	10.2%	17,516
	24.2%	23,293	26.8%	21,889

	2012	2013
1	17	18
2	122	124
3	115	135


	2012	2013
	33,650	40,353
4	9,555	10,886
	17,508	19,639
()	3.24	3.63
	631	3,785
(%) ⁵	48.0%	51.3%


1. $=365 \times (($ +) 2)
2. $=365 \times (($ +) 2)
3. $=365 \times (($ +) 2)
4. $=$ +
5. $=$ * 100%



中国忠旺

CHINA ZHONGWANG






工業鋁型材


-
-



鋁型材深加工產品

- 2013 6
- 2014





-
-
-

863

6082

7000



- 2013 12 31
93
100

- 2013 8
75MN
21 4 125MN

- 2015 225MN





- 2013
5.3

91.1%



-

96.5% 6.2




-

2013



-





中国忠旺
China Zhongwang

-

2015
2018

180
300



-



-



-

2013 11
/

42.3






採用世界最先進的 生產設備



高效環保的 自動化物流系統





中国忠旺





中国忠旺
China Zhongwang

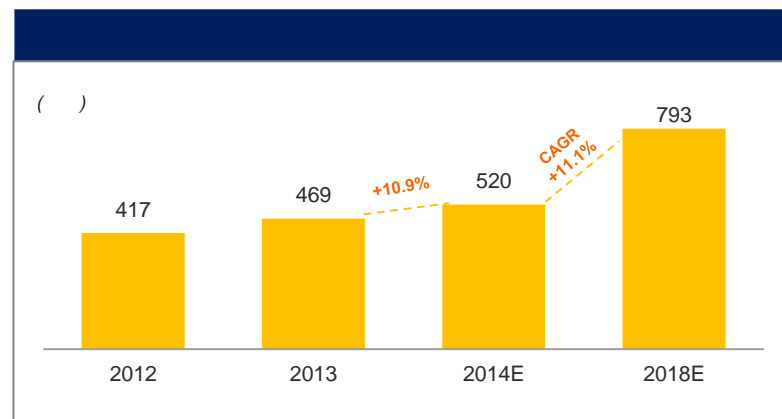


-
-



-
-





2013

(%)

/

[Redacted]

-
-
-

[Redacted]

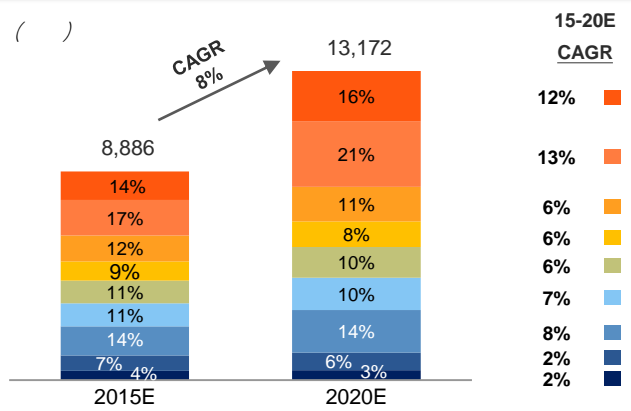
[Redacted]

-
-

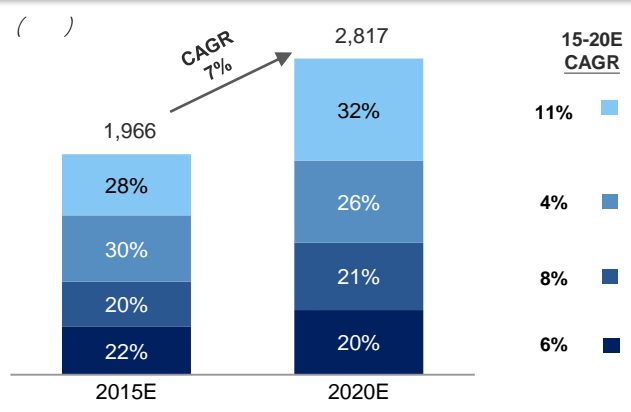
[Redacted]

BCG

[Redacted]



[Redacted]






- 1
- 2
- 3
- 4
- 5



中国忠旺

CHINA ZHONGWANG






中国忠旺
China Zhongwang



中国忠旺
China Zhongwang



中国忠旺



-
-
-
-
-